













# GRAMMAR CARDS

## QUOTED SPEECH 1



 <p>I'm tired.</p>	 <p>It's hot today!</p>	 <p>What's that?</p>
 <p>Hello.</p>	 <p>Shh! Be quiet!</p>	 <p>I have an idea!</p>
 <p>I forgot my money!</p>	 <p>That's a bad idea.</p>	 <p>Are you hungry?</p>
 <p>Good-bye.</p>	 <p>Help!!!</p>	 <p>Good night.</p>

NAME: \_\_\_\_\_

DATE: \_\_\_\_\_

# GRAMMAR WORKSHEET

## QUOTED SPEECH 1



- *Complete the sentences. Use the picture cards and quotation marks.*

1. My friend picked up a cup of coffee and said, "I'm tired."
2. I was sweating and \_\_\_\_\_
3. The baby pointed to a butterfly and \_\_\_\_\_
4. Bob picked up the phone, and \_\_\_\_\_
5. The librarian looked at us and \_\_\_\_\_
6. "I have a problem," I said. My friend smiled and \_\_\_\_\_
7. \_\_\_\_\_ Then I ran home to get my money.
8. "I have an idea! Why don't we clean the house?" I suggested. But my friend looked at me and \_\_\_\_\_
9. They got to the restaurant at six-thirty and sat down. Their friend was already there. He looked at them and \_\_\_\_\_
10. We arrived at the airport at just after three o'clock, and before Thomas got on the plane he turned around and \_\_\_\_\_
11. I saw a big spider in my room and \_\_\_\_\_
12. Sarah was very tired when we got home. She put on her pajamas, brushed her teeth, climbed into bed, and \_\_\_\_\_

# GRAMMAR CARDS

## QUOTED SPEECH 2




NAME: \_\_\_\_\_

DATE: \_\_\_\_\_

# GRAMMAR WORKSHEET

## QUOTED SPEECH 2



- *Complete the sentences. Use the picture cards and quotation marks.*

1. \_\_\_\_\_

2. \_\_\_\_\_

3. \_\_\_\_\_

4. \_\_\_\_\_

5. \_\_\_\_\_

6. \_\_\_\_\_

7. \_\_\_\_\_

8. \_\_\_\_\_

9. \_\_\_\_\_

10. \_\_\_\_\_

11. \_\_\_\_\_

12. \_\_\_\_\_

**Grammar Focus** Quoted Speech; Quotation Marks

**Level** Intermediate

## ACTIVITY NOTES

My Notes



Before your class, cut the handout into 12 squares, one set per 2 students.

### Quoted Speech 1

Have your students seated in pairs and give each pair a set of cards. Have them match the picture cards with the sentences on the worksheet, and then complete each sentence by using quoted speech. Sentences will vary as you may want to teach words such as:

*said*  
*asked*  
*yelled*  
*laughed*  
etc.

Before collecting and correcting the papers, have your classmates compare their answers.

### Quoted Speech 2

Later in the class, or in the following class, distribute the cards – this time, your students should write words in the speech bubbles before completing the worksheet. Tell your students not to worry – the words don't have to be exactly the same as the words in the first part of the activity. In fact, encourage creativity and have them write new sentences if they can.

Alternatively, use **Quoted Speech 2** on its own (without having completed **Quoted Speech 1**) with more advanced learners.